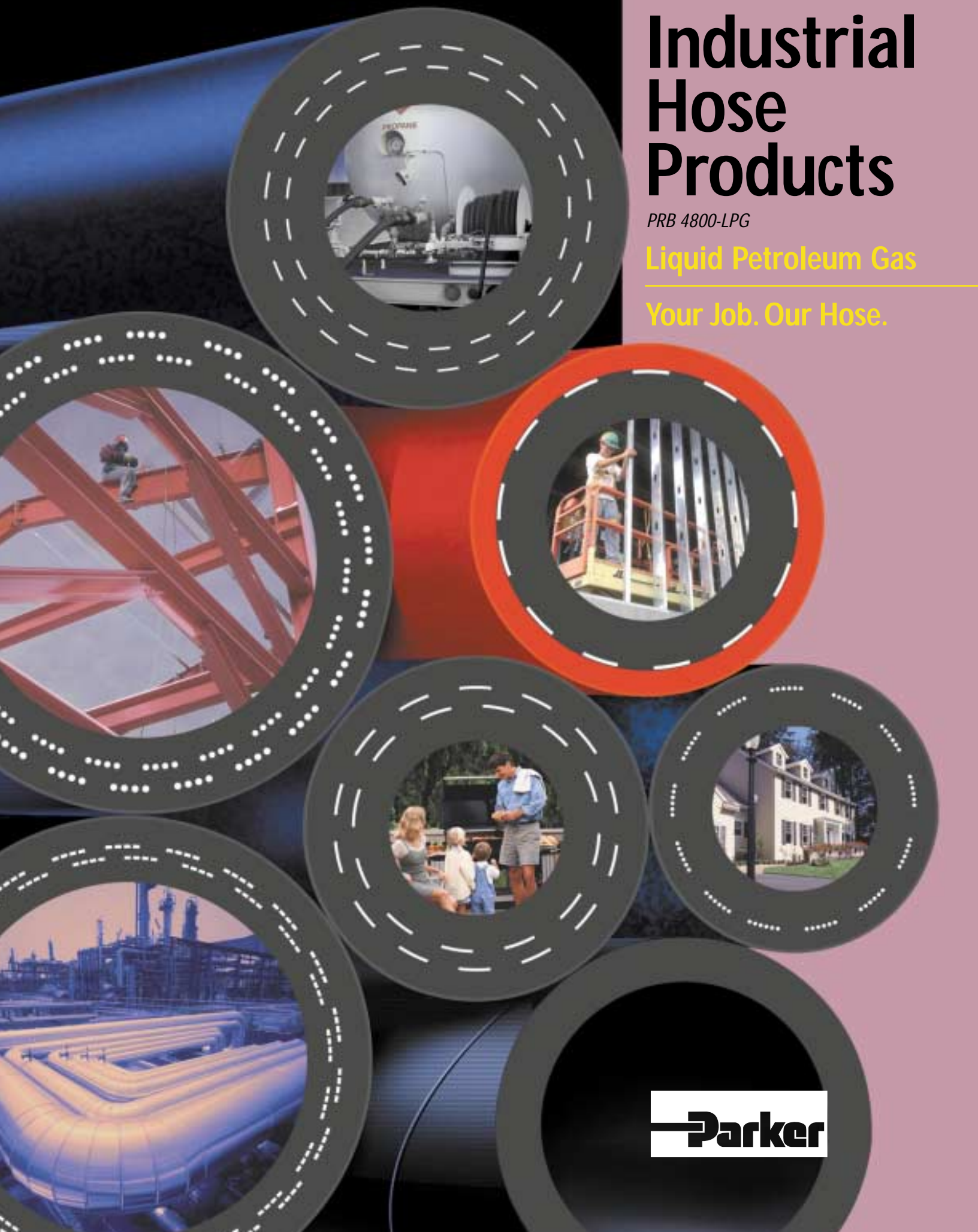


Industrial Hose Products

PRB 4800-LPG

Liquid Petroleum Gas

Your Job. Our Hose.



Parker

Your Job. Our Hose.

LPG PRODUCT OVERVIEW AND TYPICAL APPLICATIONS

Series 7132 3/16" – 1"

3/16" – 1/2" used for low pressure vapor transfer,
3/4" – 1" are used for LPG delivery (Bobtail),
Fabric Reinforced

Series 7232 1 1/4" – 2"

Production and Transport, Heavy Duty,
Fabric Reinforced

Series 7231 3/4" – 2"

Production and Transport, Heavy Duty,
Stainless Steel Reinforced

Series 7170 1/4" – 3/8"

Flexible Connectors

Series 7122 3/8"

Low Pressure Vapor

Series 7233 5/16"

LPG Transfer in corrosive environment,
Stainless Steel Reinforced

Series 7243 1/4" – 1/2"

LPG Transfer in corrosive environment,
Stainless Steel Reinforced



Our product line includes complete hose assembly systems specifically designed for the transfer of LPG liquid or vapor—meeting the unique industry requirements for corrosion resistance, flexible hose connectors or rugged delivery applications. Each product reflects the high quality and service inherent to the Parker name.

**NO MATTER WHAT THE APPLICATION,
PARKER INDUSTRIAL HOSE PRODUCTS PROVIDE PROVEN
HOSE SYSTEMS DESIGNED TO EFFICIENTLY AND
COST-EFFECTIVELY HANDLE YOUR JOB OR APPLICATION.**

WARNING

Danger: Use Extreme Care With Natural Gas:

The molecules of natural gas are small, enhancing its ability to permeate through standard rubber or PVC hose constructions. The permeation process is more rapid as the working pressure increases, and natural gas accumulates with potentially dangerous consequences. To avoid any potentially disastrous or life-threatening situations, always use pipe, non-permeable tubing or hose with barrier construction to convey natural gas. Series 7132, 7232, 7231, 7170, 7233, 7243 L.P. Gas Hose can be used for natural gas service, but only under the following conditions.

- Maximum working pressure of the application not to exceed 50 PSI.
- The application must be in an outside or open environment.
- Applications that are in an enclosed environment or greater than 50 PSI working pressure are not recommended.
- Do not use LPG hose for fuel hose in vehicles using CNG (Compressed Natural Gas).
- In Natural Gas applications, copper, brass, or other copper-containing fittings should be in accordance to the AGA rating of the particular apparatus.
- The hose used with Natural Gas should be subjected to the same rigorous tests and inspection as if it were being used with LPG. Contact Parker for specific hose recommendations.



Why choose Parker Industrial Hose Products? With a Parker industrial hose assembly, you're guaranteed end-to-end quality from the hose to the fitting. Each component is part of our **Safe Hose System**—specifically designed for the application at hand. You can count on long life and an economical hose product that won't cost you downtime. It's right from the start.

To service our customers, we provide a worldwide network of knowledgeable Parker hose and fitting distributors. In addition, our technical sales representatives will provide the training and expertise you need to remain competitive in today's environment.



For the name of the Parker distributor nearest you, call 1-800-C-PARKER.



Chemical Transfer

Description: For suction and discharge of chemicals in production or transport applications.


- 7274/7276 - Poly-Chem
- 7373 - Blue Thunder



Petroleum Transfer

Description: For suction and discharge of petroleum in production or transport applications.


- 7222/7223 - Gold Label
- 7216/7217 - Translite
- 7224/7225 - Fuel Discharge
- 7290 - Hot Tar & Asphalt



LPG (Propane)

Description: For transfer of LPG liquid or vapor.

- 7132 - Bobtail Delivery
- 7232 - Transport
- 7231 - Transport
- 7170 - Flexible Connectors



Petroleum Dispensing

Description: For dispensing of petroleum products.


- 7124 - Super-Flex 2000
- 7114 - Soft-Flex 2000
- 7280 - Flexever 2000
- 7574 - Balanced VR
- 7246 - 3/4" Active VR
- 7253 - 7/8" Active VR



Welding

Description: For welding and cutting operations with oxygen and most fuel gases.

- 7109 - Twin Grade T
- 7110 - Twin Grade RM
- 7126 - Twin Grade M
- 7141/7142 - Single Grade T
- 7120/7121 - Single Grade M
- 7293 - Oxygen Charging



Steam

Description: For high pressure transfer of steam (up to 250 psi).

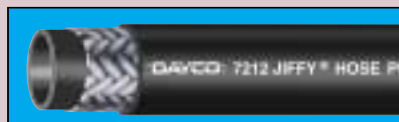
- 7263/7264 - EPDM
- 7286/7287 - Butyl
- 7288/7289 - EPDM tube, oil resistant cover
- 7250/7204 - Oil resistant



Air, Water & Multi-Purpose

Description: For transfer and clean up in food processing facilities.


- 7092 - GST II, EPDM tube & Cover
- 7094 - MPT II, Oil Resistant
- 7257 - Day-Flo Water Suction
- 7306 - Day-Flo Water Discharge
- 7107 - Grizzly
- 7268 - Stinger Mine Spray



Jiffy®

Description: An oil-resistant hose for use with air tools, water, mild chemicals and various petroleum products. Special braid angle for quick and secure coupling retention.

- 7212 - Jiffy (Offered in Black, Blue, Gray, Green and Red)
- 7161 - Jiffy Flex™ 250 (non-conductive)



Material Handling

Description: For transfer of abrasive materials.


- 7218 - Drilline Cement
- 7238 - Plaster & Concrete
- 7363 - Super-Flex
- 7393 - Rock Dust
- 7244 - Sand Blast - 4 Ply
- 7245 - Sand Blast - 2 Ply



Food Handling

Description: For transfer and clean up in food processing facilities.

- 7304 - NBR Discharge (250 psi)
- 7305 - Butyl S&D (150 psi)
- 7310 - NBR S&D (150 psi)
- 7079 - ECW Washdown
- 7080 - HDW Creamery Washdown
- 7360 - Wildcatter Washdown



Anhydrous Ammonia

Description: For high pressure transfer of Anhydrous Ammonia up to 350 psi.

- 7262 - Nylon Reinforced
- 7261 - Stainless Reinforced



Series 7132

Series 7132 - Spiral L.P. Gas Hose - U.L. 21 - CGA Type I

For conveyance of LP Gas products where a 3/16 in. through 1 in. ID is required. Meets or exceeds all UL® 21 (Underwriter Laboratories) requirements as well as CGA (Canadian Gas Association) Type 1, LP Gas hose requirements.

5:1 Design factor

Tube: Black Nitrile
Cover: Perforated Black Neoprene
Reinforcement: Multiple textile spirals
Temp. Range: -40° F to +180° F (NOTE: The hose construction is capable of this rating, however, LP Gas should **NEVER** be conveyed over 140° F)
Branding: PARKER/DAYCO 7132 CGA TYPE I CAUTION - LP GAS HOSE MH6737 UR® (UL® Recognized component, with back-wards "R") ISSUE NO. XXXX 350 PSI MAX WP MADE IN USA DE1 (DATE CODE)
Brand Description: Impression Brand

WARNING! For LP and Natural Gas* use only! Do not use in anhydrous ammonia or refrigeration applications! Do NOT use male swivel couplings, screw-together re-attachable fittings or any type of couplings that use O-Ring sealing surfaces!

***NOTICE: Refer to Natural Gas Applications on Page 2.**

Part No.	ID (in.)	ID (mm)	Reinf. Spirals	OD (in.)	OD (mm)	Approx. Wt. Per 100 Ft.	Min. Bend Radius	Max. Rec. WP
7132-19352	3/16	4.8	2	0.510	13.0	11	2.0	350
7132-25354	1/4	6.4	4	0.610	15.5	15	2.5	350
7132-31354	5/16	7.9	4	0.690	17.5	19	3.0	350
7132-38354	3/8	9.5	4	0.760	19.1	22	3.5	350
7132-50354	1/2	12.7	4	0.937	23.8	31	4.5	350
7132-75354	3/4	19.1	4	1.250	31.8	51	6.5	350
7132-75354100**	3/4	19.1	4	1.250	31.8	51	6.5	350
7132-75354125**	3/4	19.1	4	1.250	31.8	51	6.5	350
7132-75354150**	3/4	19.1	4	1.250	31.8	51	6.5	350
7132-100354	1	25.4	4	1.500	38.1	62	7.5	350
7132-100354100**	1	25.4	4	1.500	38.1	62	7.5	350
7132-100354125**	1	25.4	4	1.500	38.1	62	7.5	350
7132-100354150**	1	25.4	4	1.500	38.1	62	7.5	350
7132-100354200**	1	25.4	4	1.500	38.1	62	7.5	350

**Last three digits designates cut length in feet

IMPORTANT

Refer to the Safety and Technical Data Information Section in Catalog 4800 for the proper use of this hose.



Series 7232

Series 7232 L.P. Gas Hose - U.L. 21 - CGA Type I

For conveyance of LP Gas products where a 1 1/4 in. through 2 in. ID is required. Meets or exceeds all UL® 21 (Underwriter Laboratories) requirements as well as CGA (Canadian Gas Association) Type 1, LP Gas hose requirements.

5:1 Design factor

Tube: Black Nitrile
Cover: Perforated Black Neoprene
Reinforcement: Multiple textile braids
Temp. Range: -40° F to +180° F (NOTE: The hose construction is capable of this rating, however, LP Gas should **NEVER** be conveyed over 140° F during conveyance.)
Branding: Side 1: PARKER/DAYCO 7232 CGA TYPE I CAUTION - LP GAS HOSE MH6737 UR® (UL® Recognized component, with backwards "R") ISSUE NO. XXXX 350 PSI MAX WP MADE IN USA Type brand
 Side 2: PARKER/DAYCO LP GAS HOSE
Brand Description: Emboss Brand and Black letter color, Yellow background

WARNING! For LP and Natural Gas* use only! Do not use in anhydrous ammonia or refrigeration applications! Do NOT use male swivel couplings, screw-together re-attachable fittings or any type of couplings that use O-Ring sealing surfaces!

***NOTICE: Refer to Natural Gas Applications on Page 2.**

Part No.	ID (in.)	ID (mm)	Reinf. Braids	OD (in.)	OD (mm)	Approx. Wt. Per 100 Ft.	Min. Bend Radius	Max. Rec. WP
7232-1252	1-1/4	31.8	2	1.815	46.1	85	12.0	350
7232-1252100**	1-1/4	31.8	2	1.815	46.1	85	12.0	350
7232-1503K	1-1/2	38.1	3	2.156	54.8	112	14.0	350
7232-2003K	2	50.8	3	2.750	69.9	177	16.0	350

**Last three digits designates cut length in feet



Series 7231

Series 7231 L.P. Gas Hose - U.L. 21 Stainless Steel

Developed for connections in bulk plant or trucks where piping would be inefficient. Meets or exceeds all UL® 21 (Underwriter Laboratories) requirements as well as CGA (Canadian Gas Association) Type 1, LP Gas hose requirements.

5:1 Design factor

Tube: Black Nitrile
Cover: Perforated Black Neoprene
Reinforcement: One or multiple stainless steel braids
Temp. Range: -40° F to +180° F (NOTE: The hose construction is capable of this rating, however, LP Gas should **NEVER** be conveyed over 140° F during conveyance.)
Branding: PARKER/DAYCO 7231 CGA TYPE I CAUTION - LP GAS HOSE MH6737 UR® (UL® Recognized component, with backwards "R") ISSUE NO. XXXX 350 PSI MAX WP MADE IN USA DE2 (DATE CODE)
Brand Description: Type Brand - Black letter color, Blue background

WARNING! For LP and Natural Gas* use only! Do not use in anhydrous ammonia or refrigeration applications! Do NOT use male swivel couplings, screw-together re-attachable fittings or any type of couplings that use O-Ring sealing surfaces!

***NOTICE: Refer to Natural Gas Applications on Page 2.**

Part No.	ID (in.)	ID (mm)	Reinf. Braids	OD (in.)	OD (mm)	Approx. Wt. Per 100 Ft.	Min. Bend Radius	Max. Rec. WP
7231-751**	3/4	19.1	1	1.250	31.8	61	10.0	350
7231-1001	1	25.4	1	1.500	38.1	78	12.0	350
7231-1251	1 1/4	31.8	1	1.750	44.5	96	16.5	350
7231-1501K	1 1/2	38.1	1	2.000	50.8	107	20.0	350
7231-2002K	2	50.8	2	2.625	66.7	177	25.0	350

**Non-Stock

IMPORTANT

Refer to the Safety and Technical Data Information Section in Catalog 4800 for the proper use of this hose.

Series 7170

Series 7170 LP Gas Hose U.L. 569, CGA Type I

This hose is intended for use in the assembly of flexible hose connectors for conveyance of LP Gas products for use on barbecue grills, portable heaters, weed burning apparatus and similar applications. Meets or exceeds all UL® 569 (Underwriter Laboratories) requirements, as well as the CGA (Canadian Gas Association) Type 1 LP Gas hose requirements.

5:1 Design factor

Tube: Black Nitrile blend
Cover: Perforated Black Neoprene
Reinforcement: Multiple textile spirals
Temp. Range: -40° F to +180° F
 NOTE: The hose construction is capable of this rating, however, LP Gas should **NEVER** be conveyed above 140° F)
Branding: PARKER/DAYCO 7170 CGA TYPE I CAUTION - LP GAS HOSE 5 PSI / 350 PSI UR® (UL® Recognized component with backwards "R") MH11955 MADE IN USA (DATE CODE)
Brand Description: Impression Brand

WARNING! For LP and Natural Gas* use only! Do not use in anhydrous ammonia or refrigeration applications! Do NOT use male swivel couplings, screw-together re-attachable fittings or any type of couplings that use O-Ring sealing surfaces!

***NOTICE: Refer to Natural Gas Applications on Page 2.**

Part No.	ID (in.)	ID (mm)	Reinf. Spirals	OD (in.)	OD (mm)	Approx. Wt. Per 100 Ft.	Min. Bend Radius	Max. Rec. WP Vapor/Liquid
7170-25354	1/4	6.4	4	0.590	15.0	11	2.5	5 / 350
7170-31354**	5/16	7.9	4	0.690	17.5	17	3.0	5 / 350
7170-38354	3/8	9.5	4	0.750	19.1	20	3.5	5 / 350

**Non-Stock



Series 7122 LP Gas Vapor Hose

This product is designed for use as a light duty, low pressure LP vapor transfer hose. It is recommended for applications such as space heaters used in chicken brooders and other farm and industrial applications.
Must be used in an outside or open environment.

4:1 Design factor

Tube: Black Nitrile
Cover: Red Neoprene, pin pricked
Reinforcement: Multiple Textile Spirals
Temp. Range: -20° F to +160° F
Branding: PARKER/DAYCO SERIES 7122 LPG VAPOR HOSE 125 PSI MAX WP MADE IN USA DE1 (DATE CODE)
Brand Description: Ink Brand - Black letter color

CAUTION: This hose should never exceed 125 PSI internal working pressure. This hose was designed for LP GAS - VAPOR ONLY type service. Not to be used for liquid LPG or barbecue grills - not UL listed.



Series 7122

Part No.	ID (in.)	ID (mm)	Reinf. Spirals	OD (in.)	OD (mm)	Approx. Wt. Per 100 Ft.	Min. Bend Radius	Max. Rec. WP
7122-38200	3/8	9.5	2	0.656	16.7	14.9	3.8	125

Refer to the Safety and Technical Data Information Section in Catalog 4800 for the proper use of this hose.

IMPORTANT

Series 7233 RUBBER COVER

Series 7243 TEXTILE COVER

L.P. Gas Hose - UL 21 - Stainless Steel

Developed for applications wherever a strong, corrosion resistant LP Gas hose is desired. The special low extract tube handles propane or butane in liquid and gas form.

5:1 Design factor

Tube: Black Nitrile
Cover: Perforated Black Neoprene or rubber impregnated textile braid
Reinforcement: One stainless steel braid
Temp. Range: -40° F to +180° F (NOTE: Hose is capable of this rating. However, LPG should NEVER be elevated above 140° F during conveyance.)
Branding: PARKER/DAYCO USA 7233 SS LP GAS HOSE MH6737 UL® ISSUE NO. XXX 350 PSI MAX WP (DATE CODE) DE2- CAUTION- FOR LP GAS USE ONLY - 1750 PSI MIN BURST
Brand Description: Ink Brand - White letter color

WARNING! For LP and Natural Gas* use only! Do not use in anhydrous ammonia or refrigeration applications! Do NOT use male swivel couplings, screw-together re-attachable fittings or any type of couplings that use O-Ring sealing surfaces!

***NOTICE: Refer to Natural Gas Applications on Page 2.**

Series 7233



Part No.	ID (in.)	ID (mm)	Reinf. Braid	OD (in.)	OD (mm)	Approx. Wt. Per 100 Ft.	Min. Bend Radius	Max. Rec. WP
Rubber Cover 7233-311	5/16	7.9	1	0.675	17.1	19	4.0	350
Textile Cover 7243-251025**	1/4	6.4	1	0.581	14.8	15	1.7	350
7243-311	5/16	7.9	1	0.675	17.1	19	2.0	350
7243-401**	13/32	10.3	1	0.766	19.5	23	2.3	350
7243-501025**	1/2	12.7	1	0.922	23.4	29	2.8	350

**Non-Stock. 5000 ft. minimum order quantity

How To Order

When ordering Parker Industrial hose or accessories, please state the part number as shown in the Parker Industrial Hose Products Catalog 4800. Specify in feet, total length of hose required when ordering bulk hose. Specify number of pieces if cut lengths of hose are required and specify those lengths in feet and/or inches. Be sure to double check thread or hose sizes of items required.

To select proper hose and fitting materials for specific applications, refer to Chemical Resistance Information in Catalog 4800 or contact the Technical Service Department, Industrial Hose Division, Cleveland, Ohio.

If in doubt about which type or size of hose and fitting to specify, or the compatibility of the fluid you intend to use, consult your local Parker Industrial Hose Products Distributor, Parker Field Sales or Industrial Hose Division.

Note: Refer to Catalog 4800 or call the Industrial Hose Division for more detailed application information.

Offer Of Sale

The items described in this document are hereby offered for sale by Parker Hannifin Corporation, its subsidiaries or its authorized distributors. This offer and its acceptance are governed by the provisions stated in the "Offer of Sale".

Call the Parker Information Center toll-free for catalogs, literature, or additional information:

1-800-C PARKER
(1-800-272-7537)

WARNING

FAILURE OR IMPROPER SELECTION OR IMPROPER USE OF THE PRODUCTS AND/OR SYSTEMS DESCRIBED HEREIN OR RELATED ITEMS CAN CAUSE DEATH, PERSONAL INJURY AND PROPERTY DAMAGE.

This document and other information from Parker Hannifin Corporation, its subsidiaries and authorized distributors provide product and/or system options for further investigation by users having technical expertise. It is important that you analyze all aspects of your application and review the information concerning the product or system in the current product catalog. Due to the variety of operating conditions and applications for these products or systems, the user, through its analysis and testing, is solely responsible for making the final selection of the products and systems and assuring that all performance, safety and warning requirements of the application are met.

The products described herein, including without limitation, product features, specifications, designs, availability and pricing, are subject to change by Parker Hannifin Corporation and its subsidiaries at any time without notice.



Parker Industrial Hose Division
17295 Foltz Industrial Parkway
Cleveland, OH 44136
Tel: 1-800-C-PARKER
(1-800-272-7537)
Web site: www.parker.com/indhose

© 2002 Parker Hannifin Corporation
PRB 4800-LPG 5M-6/02